

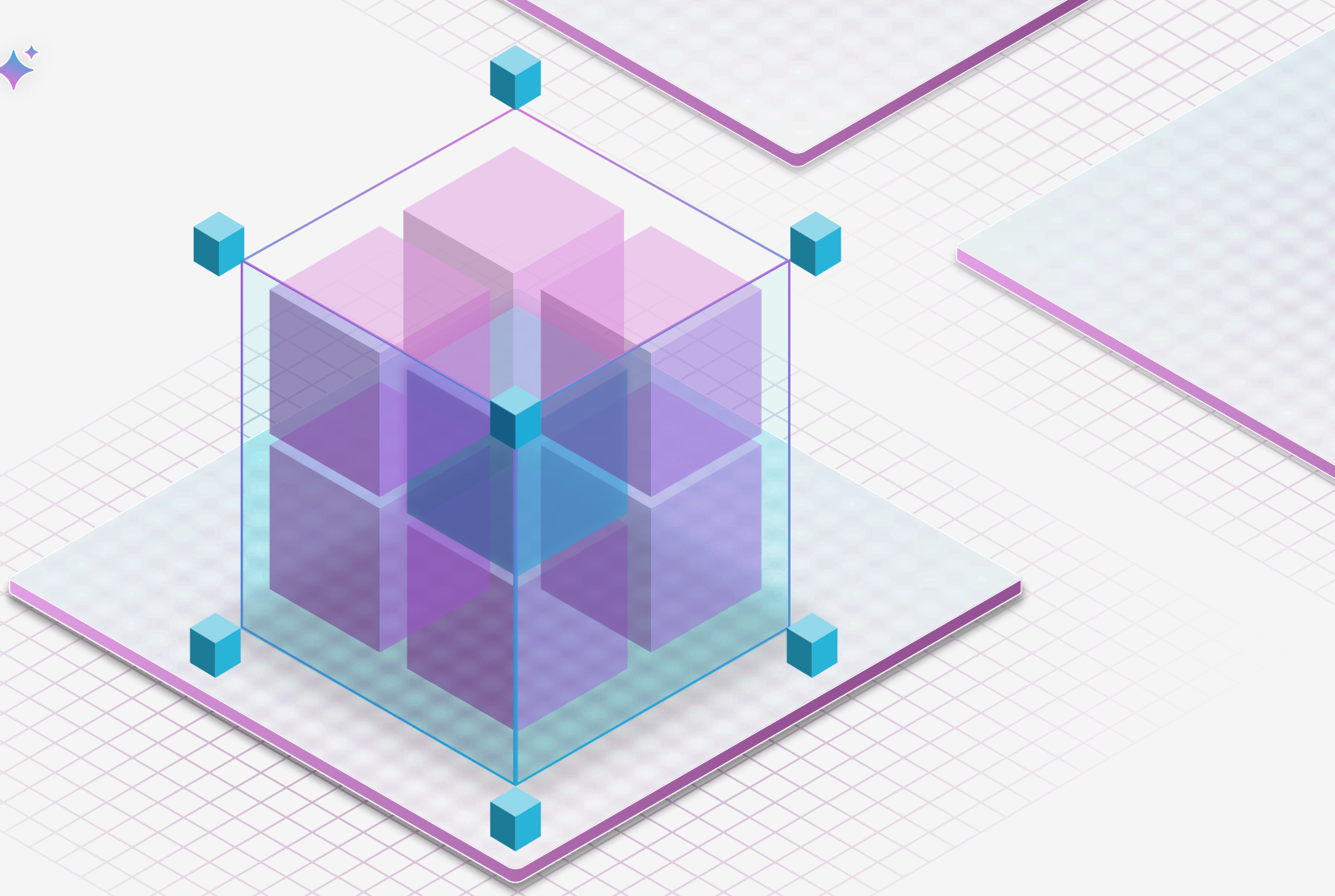


AI Readiness Assessment



A 10-minute self-assessment to
evaluate your facilities team's readiness for
AI-driven asset maintenance and operations

Before AI can optimize your maintenance strategy,
your data, systems, and culture must be ready.
Use this self-assessment to identify where your
team stands today and where to focus next.



How to Interpret Your Readiness Level

Your readiness shows how prepared your data, systems, and teams are to make AI useful. Each level of this assessment represents a stage of maturity in your digital journey.

- **Foundational** organizations are still working to centralize and standardize data.
- **Developing** organizations have systems in place but need greater consistency and connectivity.
- **Advanced** organizations are data-driven and increasingly automated.
- **AI-ready** organizations are ready to use data to predict, prescribe, and optimize.

The goal isn't to jump straight to the top. Instead, use your results to pinpoint where improvements will have the greatest impact, whether that means improving asset data accuracy, connecting systems, or building team confidence in data.

How to Complete This Assessment

For each of the ten categories, select the option that best reflects your current state. If using Adobe Acrobat to open the document, once you've completed all categories, your points will automatically calculate to determine your overall readiness tier. If viewing the document in a browser, you will need to manually total your scores.

Use the **readiness levels** and **next steps** at the end of this guide to interpret your results and identify your most impactful opportunities for improvement.

Get Started →



1. Asset Data Integrity

Accurate asset data is the foundation of AI. Without reliable inventory and consistent asset records, predictive models and analytics can't produce meaningful insights. Data Integrity ensures that every decision is based on real, trustworthy information.

How complete and accurate is your asset master data?

1. Asset data is incomplete or stored in spreadsheets
2. Assets listed but inconsistent details (IDs, condition, warranty)
3. All active assets uniquely tagged and standardized
4. Lifecycle data tracked (install date, useful life, cost, condition)
5. Fully verified, connected, and auto-updated across systems

2. Maintenance Data Structure

Structured maintenance data allows AI to detect patterns in work orders, failures, and repairs. When maintenance histories are standardized, teams can move from reactive to predictive maintenance with confidence.

How well-structured are your maintenance records?

1. Work orders tracked manually or inconsistently
2. CMMS/IWMS exists but lacks standardized fields/codes
3. All work orders linked to assets with cause/failure data
4. PM schedules and costs analyzed consistently
5. Maintenance data clean, standardized, and AI-ready

3. Sensor & Condition Data

Sensors enable real-time visibility into asset health and performance. Consistent, high-quality condition data helps AI detect anomalies early and recommend proactive interventions before costly downtime occurs.

Do you collect real-time asset performance data?

1. No sensors or automated condition monitoring
2. Limited sensors; data siloed or unused
3. Critical systems monitored with manual review
4. Continuous monitoring feeds into CMMS/IWMS dashboard
5. Real-time, labeled sensor data structured for machine learning models

4. System Integration

Disconnected systems limit the potential of AI. Integrating asset, maintenance, building, and financial systems creates a unified data model that enables comprehensive analysis across operations.

How connected are your operational systems?

1. Systems isolated; no data sharing
2. Manual exports/imports
3. Basic integration for asset/work-order data
4. Automated data flow between key systems
5. API-based single source of truth



5. Data Governance & Ownership

Clear governance defines who manages, updates, and validates data. Strong ownership ensures accountability, consistency, and trust in the data feeding your AI tools.

Who ensures data accuracy and standards?

1. No ownership or audit process
2. Ad-hoc cleanup only
3. Data owners defined by category
4. Governance policy and audit schedule in place
5. Formal governance with validation rules and logs

6. Data Quality Metrics

Establishing measurable quality metrics, like completeness, accuracy, and timeliness, ensures teams can monitor data health over time and identify gaps before they affect AI outcomes.

Do you measure and monitor data quality?

1. Unknown accuracy; no checks
2. Occasional manual reviews
3. Regular completeness and duplication audits
4. KPIs reported (accuracy, PM compliance, freshness)
5. Automated quality dashboards drive improvement

7. Analytics & Reporting Maturity

AI success depends on a culture of data-driven decision-making. Robust analytics and reporting practices prepare teams to interpret AI insights and act on them effectively.

How do you use your data today?

1. Static or manual reports
2. Limited dashboards
3. Operational KPIs visualized
4. Predictive trend insights guide planning
5. AI delivers prescriptive recommendations

8. Team Skills & Culture

AI adoption isn't just about technology. It's about people too. Teams with strong digital literacy and openness to change are better equipped to use AI insights to improve performance and efficiency.

How data-literate is your facilities team?

1. Low data literacy or resistance to change
2. Basic awareness of AI concepts
3. Comfortable reading dashboards
4. Training and openness to automation
5. Data-driven culture; teams act on AI insights



9. Capital & Financial Data Integration

Integrating capital planning and financial data links operational performance to business outcomes. AI can then prioritize investments, forecast costs, and optimize long-term asset value.

Is your financial data linked to asset performance?

1. Separate systems for finance and facilities
2. Manual budget tracking only
3. Costs linked to assets/work orders
4. Capital plans use condition/lifecycle data
5. Predictive models link cost, risk, replacement timing

10. Data Security & Compliance

AI depends on data that's not only accurate but also secure. Ensuring compliance with privacy and security standards protects both your organization and your stakeholders.

How secure and compliant is your data environment?

1. Minimal access controls
2. Basic permissions configured
3. Data stored in secure enterprise systems
4. Regular security audits and compliance checks
5. FedRAMP/ISO-level security and audit logs for AI use

Total Score

CATEGORY

SCORE 1-5

1. Asset Data Integrity

2. Maintenance Data Structure

3. Sensor & Condition Data

4. System Integration

5. Data Governance & Ownership

6. Data Quality Metrics

7. Analytics & Reporting

8. Team Skills & Culture

9. Capital & Financial Integration

10. Data Security & Compliance





TOTAL (out of 50)

Remember: points will only automatically calculate if you're using Adobe Acrobat. If using a browser, you will need to manually add your score.

See How Your Score Measures Up →



Readiness Levels

TOTAL SCORE	LEVEL	INTERPRETATION
10-20	 Foundational	You're building the groundwork. Before AI tools can add value, the focus should be on data cleanup, standardization, and digitization.
21-35	 Developing	You're in transition, moving towards data-driven management. AI pilots may succeed in isolated areas but need stronger integration to scale.
36-45	 Advanced	You're in the optimization phase, leveraging connected data to anticipate issues, reduce downtime, and justify decisions with evidence. AI readiness is high for predictive insights.
46-50	 AI-ready	You've reached AI-enabled operations. Your systems are connected, your data is high-quality, and your culture embraces technology. The next focus is scaling innovation, continuous improvement, and cross-functional analytics.

Next Steps

Use the scoring grid to identify the categories with the lowest ratings. These represent your biggest opportunities for improvement before investing in AI. Addressing these foundational gaps will ensure your organization gains meaningful insights from any future AI implementation.

Example:

Start with the areas that most directly affect data quality and connectivity. If Maintenance Data Structure scored low, focus on deploying an IWMS or CMMS to serve as the system of record for work orders. Once the data is captured correctly, AI will be able to help you analyze maintenance trends, costs, schedules, and strategy.

As you make improvements, revisit your assessment to measure progress and determine whether your systems and teams are becoming AI-ready. Continue advancing through each prioritized focus area until your data, processes, and culture support reliable, scalable AI outcomes.

